

Steam Traps

Steam Traps KA 2 ATEX

Universal Valve for Potentially Explosive Atmospheres



Technical Data

Connection DN	DN 25 x 3/4A
Connection G	1/2 x 1/2A 3/4 x 1/2A 1 x 3/4A
Nominal Pressure PN	16
Operating Pressure	0 - 12 bar
Flow Rate	2 - 1570 l/h
Temperature	0 - 130 °C
Medium	compressed air, gases and cold condensate

Description

The condensate trap KA 2 ATEX has especially been designed for draining compressed air and gases (e.g. biogas).

Steam traps automatically drain condensate without loss of steam or gas. They operate instantaneously and are not affected by backpressure or pressure fluctuations. They do not require an external energy input.

KA2 ATEX is a float-controlled steam trap for the use in potentially explosive atmospheres and particularly suitable for aggressive condensates or for the food industry. It is completely made of stainless steel with excellent corrosion resistance. The valve is soft-sealed and therefore technically gas-tight.

Top and bottom sections of the valve body are connected by a clamp ring and two bolts. Servicing/maintenance is easy and does not call for special tooling.

The simple design makes it easy to specify, install, handle and service these valves in an industrial environment.

Standard

- » All stainless steel construction
- » Quick-release body clamp ring
- » Compensation line connection

Special features of the ATEX version

- » ATEX as per 2014/34/EU
- » Potential equalization among the valve components
- » Protected body connections
- » Grounding device at the valve body
- » Electrically conductive components

Options

- » Various seal materials suitable for your medium

Operating instructions, supplementary operating instructions, know-how and safety instructions must be strictly observed. All the pressure has been specified as overpressure. Technical data subject to change.



ATEX Marking		
Ex II 2 G Ex h IIB 85°C...130°C Gb X		

Pressure Ranges [bar]		
0 - 2	0 - 6	0 - 12

Δp bar	G 1/2 - G 3/4 x 1/2A			G 1 x 3/4A, DN 25 x 3/4A		
	pressure range bar			pressure range bar		
	0 - 2	0 - 6	0 - 12	0 - 2	0 - 6	0 - 12
0,02	30	11	2	150	34	11
0,05	50	17	4	240	54	17
0,1	70	19	6	350	75	25
0,2	100	28	9	490	105	35
0,5	160	40	12	780	170	55
1	230	70	18	1100	240	75
2	350	110	27	1570	340	110
4	-	160	46	-	480	155
6	-	200	50	-	590	190
8	-	-	60	-	-	220
10	-	-	70	-	-	250
12	-	-	75	-	-	270

*Cold condensate (20°C)

Steam Traps

Steam Traps KA 2 ATEX

Universal Valve for Potentially Explosive Atmospheres



Materials	
Body	1.4404 / 1.4571
Body Seal	FEPM / FKM / EPDM
Seat	1.4404
Float	1.4404
Valve Seal	FFKM / FKM / EPDM
Screws, Nuts	A4-70, A4

Mankenberg is free to upgrade materials without further notice. Special designs may differ in material choice.

Dimensions [mm]				
size	nominal diameter			
	G 1/2 x 1/2A	G 3/4 x 1/2A	G 1 x 3/4A	DN 25 x 3/4A
A*	87	27	140	140
B*	100	135	145	160
C	45	-	40	40
D	140	140	200	200
E	G 1/4	G 1/4	G 1/4	G 1/4

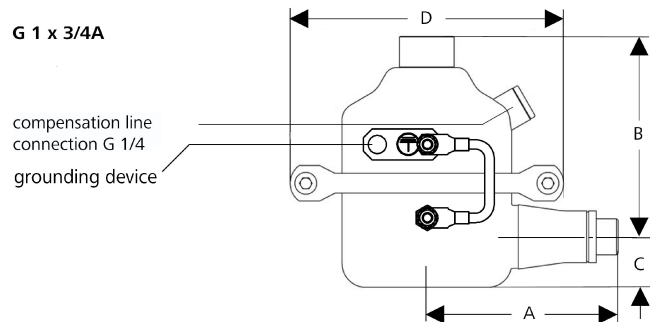
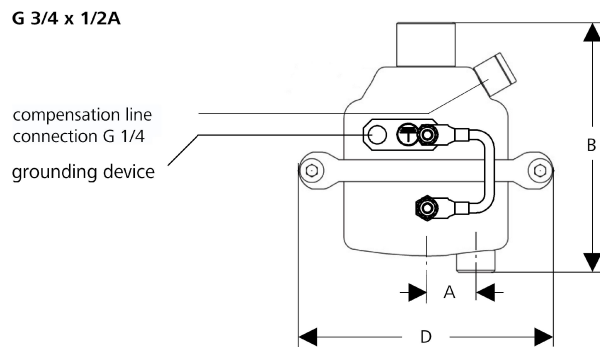
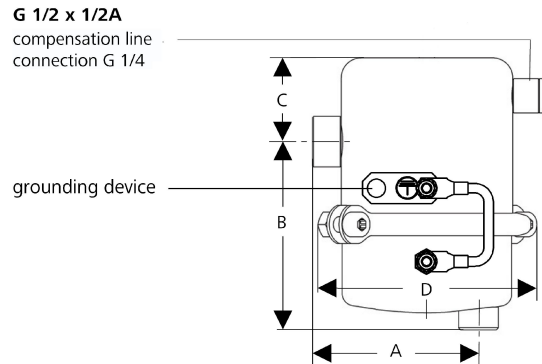
* Overall length tolerances in acc. with DIN EN 558

Weights [kg]			
nominal diameter			
G 1/2 x 1/2A	G 3/4 x 1/2A	G 1 x 3/4A	DN 25 x 3/4A
1.1	0.85	2.6	3.5

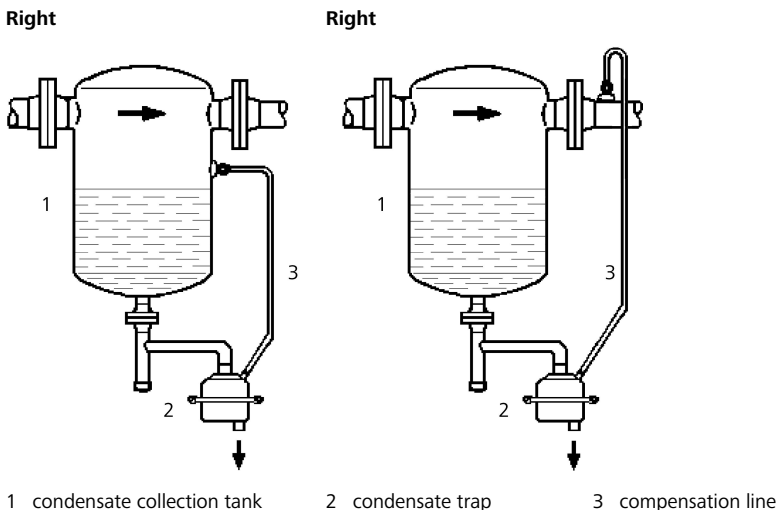
Customs Tariff Number
84818059

Operating instructions, supplementary operating instructions, know-how and safety instructions must be strictly observed. All the pressure has been specified as overpressure. Technical data subject to change.

Dimensional Drawing



Recommended Installation



Authorised Distributor:



46, Jalan SS 22/21, Damansara Jaya,
47400 Petaling Jaya,
Selangor Darul Ehsan, Malaysia.

Email: nog@nog.com.my
Webste: www.nog.com.my